



NOVA SÉRIE

Série CBLSP – Suporte de Travamento

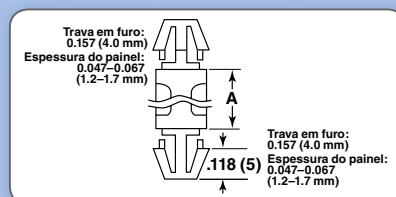

Especificações:

- Material: Nylon 66 (UL)
- Cor: Natural
- Conforme UL 94V-2

Características:

- Possui travas em ambas extremidades, é de fácil montagem e mantém os painéis juntos e seguros.
- Não necessitam de parafusos, porcas e arruelas para fixação.

Código	Pol	A		Embalagem
			mm	
CBLSP005A	0.118		3.0	2000
CBLSP010A	0.138		3.5	2000
CBLSP015A	0.157		4.0	2000
CBLSP020A	0.197		5.0	2000
CBLSP025A	0.236		6.0	2000
CBLSP030A	0.250		6.4	1000
CBLSP035A	0.315		8.0	1000
CBLSP040A	0.394		10.0	1000
CBLSP045A	0.413		10.5	1000
CBLSP050A	0.453		11.5	1000
CBLSP055A	0.472		12.0	1000
CBLSP060A	0.500		12.7	1000
CBLSP065A	0.551		14.0	1000
CBLSP070A	0.625		15.9	1000
CBLSP075A	0.709		18.0	1000
CBLSP080A	0.748		19.0	1000
CBLSP085A	0.787		20.0	1000
CBLSP090A	0.984		25.0	1000
CBLSP095A	1.063		27.0	1000
CBLSP100A	1.181		30.0	1000
CBLSP105A	1.339		34.0	1000
CBLSP110A	2.717		69.0	500
CBLSP115A	2.803		71.2	500
CBLSP120A	2.835		72.0	500
CBLSP125A	2.921		74.2	500
CBLSP130A	3.150		80.0	500



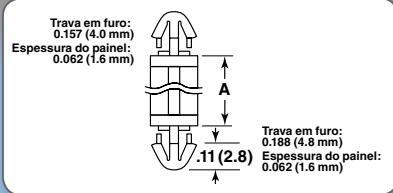

CBLSP005-CBLSP130A

(Continua na página seguinte) ⇨

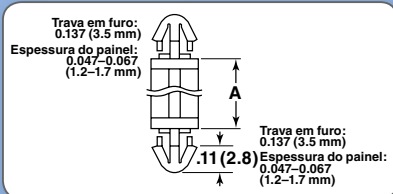


Série CBLSP – Suporte de Travamento (continuação)

NOVA SÉRIE



CBLSP205–CBLSP245A



CBLSP305–CBLSP380A

Código	Pol	A mm	Embalagem
CBLSP205A	0.118	3.0	1000
CBLSP210A	0.157	4.0	1000
CBLSP215A	0.236	6.0	1000
CBLSP220A	0.315	8.0	1000
CBLSP225A	0.394	10.0	1000
CBLSP230A	0.472	12.0	1000
CBLSP235A	0.551	14.0	1000
CBLSP240A	0.630	16.0	1000
CBLSP245A	0.709	18.0	1000
CBLSP305A	0.098	2.5	2000
CBLSP310A	0.118	3.0	2000
CBLSP315A	0.138	3.5	2000
CBLSP320A	0.157	4.0	2000
CBLSP325A	0.177	4.5	2000
CBLSP330A	0.197	5.0	2000
CBLSP335A	0.217	5.5	1000
CBLSP340A	0.236	6.0	1000
CBLSP345A	0.250	6.4	1000
CBLSP350A	0.276	7.0	1000
CBLSP355A	0.315	8.0	1000
CBLSP360A	0.354	9.0	1000
CBLSP365A	0.394	10.0	1000
CBLSP370A	0.433	11.0	1000
CBLSP375A	0.472	12.0	1000
CBLSP380A	0.591	15.0	1000